

The PINTLEHOOK

The Official Newsletter of the Arrowhead Chapter of the
Military Vehicle Preservation Association



March/April 2009

BRENT MULLINS' OPEN HOUSE 2009



Mike Haas, Pat Koester & Gary Haas in Mike's '42 White M2A1 Halftrack and Gen. Patton (Denny Hair) during the Open House 2009 Event hosted by The Museum of the American GI in cooperation with Brent Mullins Jeep Parts in College Station, Texas. Story on page 3.....

Arrowhead Officers

President - Brian Guthrie 817-295-7818
gu-3sbcglobal.net

Vice President - Jesse Minton 817-457-2779
pd.minton@sbcglobal.net

Treasurer - Henry Eder 817-295-8027
rafter4e@yahoo.com

Newsletter Ed. - Gary & Linda Haas 817-295-4693
johaas@swbell.net

How to reach us.....

FAX access is 817-447-9450



Computer Access is...

Website is <http://www.arrowhead-mvpa.com>

Email is johaas@swbell.net

SPECIAL NOTE: Since September 22, 2001, our Webshots online site (4,854 photos) has received 1,255,597 views with 7,309 downloads. Just in case you thought no one was watching!

Cover Photos

Front and back cover photos are by Gary and Linda Haas taken at events in College Station and Austin, Texas.

Extra Donations



Jack Burkes
Mark Dawson
Joe Maldino
Remo Mastrogiacomio
Ray Pierson
Wallace Wade
Mike Haas
Joe Bash
David Elsea
Brian Guthrie
Barry Maduzia
Jack O'Bannion
John Stiles
Edward Benline
Joel Gardin
Gary Thomas
Jesse Minton

Guy Foli
Paul DeVault
Eldon Gurley
John Joblin
Donald Lindsey Jr.
Bernie Maduzia
Denis Moody
Tim Pugliese
Ed Reed
Mike Schultz
Peter Bronikowski
Monte Hannah
Claude Vaughn
Duane Neifort

Table of Contents

Brent Mullins Open House 2009.....	pages 3-12
The Bulletin Board.....	page 13
Ed Freeman Medal of Honor.....	page 14
The Beer Spitfire.....	page 15
Letourneau Car Show.....	page 15
Arlington Veterans park.....	pages 16-17
Collings Foundation Aircraft...(Tyler, TX).....	pages 18-19
Camp Mabry American Heroes Celebration.....	pages 20-27
Jeep Update - Tom Essary.....	page 28
New Acquisition Gary Thomas.....	page 28
Changing the lens in a Jeep Reflector.....	page 29
Camp Mabry - Vietnam Reenactment.....	pages 30-31
Bellmead flyer.....	page 32
For Sale.....	page 33
Business Cards.....	page 34
Events Schedule.....	page 35

New Members

Craig Reed, Springtown, TX

James Kettle, Mansfield, TX



"Yikes! My airbag didn't deploy"

Brent Mullins' Open House 2009

The MVPA Arrowhead Chapter members again participated in the Brent Mullins' event on 19-21 March 2009 in College Station, Texas. This year's event included numerous militaria vendors providing many "treasures" to purchase.

Gen. George Patton (Denny Hair) was on hand to harass the troops, often levying fines if a soldier was not wearing a necktie or helmet. When not at his 3rd Army Hdqtrs. tent or customized GMC Shop Van, Gen. Patton prowled the encampments in his Dodge Command Car, striking fear in the troops.

Saturday afternoon's activities included a demonstration of WWII weapons and a parade of Allied & German WWII vehicles along the spectator seating area. The featured event of the weekend was the WWII reenactment battle, which included numerous examples of WWII armor:

- Ford M8 Armored Car
- M4 Sherman Tank
- M5 Stuart Tank
- M18 Hellcat Tank Destroyer (2)
- M24 Chaffee Tank
- M2A1 White Halftrack
- M16 Quad Mount (.50 cal. MG) Halftrack
- M3 Halftrack with 75mm Howitzer
- SdKfz 251 German Halftrack
- M5 High-speed Tractor

Additionally, many Jeeps, Dodges, Kubelwagens and Motorcycles also participated in the battle, along with numerous infantrymen, including Jeff Hunt and Co. G (36th Division) from Camp Mabry (Austin, Texas)

Brent's annual event features the largest collection of WWII armored vehicles in Texas, and certainly one of the top collections in the U.S. This is a "Don't Miss" event every year!

Gary Haas



Leisha Mullins in Gator



Brent Mullins



Wallace Wade's Tire Display



Carlos Manning's Militaria



John Stiles in his 1942 Ford GPW Jeep



Jerry Gardner with his '51 M38 Jeep



*(l-r) MPs Dave Austin, Les Young, and Chuck McCarty
(Chuck's Jeep is a '42 Ford Jeep)*



Duncan & Kim Rolls with their "Jeep" cooking grille



*(above) Steve Damon & Jack Slattery with
Steve's '45 Dodge KD Ambulance*

*(left) Gen. George Patton, Jr (Denny Hair) surveys
the event from his Dodge Command Car*



Dave Thompson and Gary Haas



Claude Vaughn



Kent Chipman



Jack Gowen



Pat Koester and Gary Park



MP Chuck McCarty & Cook Dave Austin



Carlos Manning and wife




Chuck McCarty & Jack O'Bannion



Jean & Eldon Gurley



Joel and Kathy Gardin



Charlie Brown



Gary Haas & John Colwell and son



Close-up view of the .50 cal. Quad Mount on the M16 Halftrack



Duncan Rolls fabricated this custom "Jeep Grille"



(foreground) Jeff Hunt and Brent Mullins



Dave Thompson in Canadian uniform with his '42 Ford Jeep



Mark McElyea transports spectators in a Dodge WC-52 Weapons Carrier



German reenactors (l-r) Lynn Lawrence, Barry Sandlin, and Bo Boring



Andy Morris in his 1952 Rolls-Royce Champ FV 1800



Mike Haas (driver), Connie & Linda Haas in '42 White M2A1 Halftrack



(left) Dee & Peter Bronikowski

(right) Brent Mullins' USMC M3 Half-track & 75mm Howitzer

(below)

Brent Mullins' M5 Hi-Speed Tractor, 90mm & 75mm Howitzers





Flame -thrower demonstration



Just a portion of the very attentive crowd



German motorcycle convoy



Sean Gourley driving his GMC CCKW Truck



M-16 Halftrack with .50 cal. Quad Mount



*Brent's Dodge WC-52 Weapons Carrier and
'42 Ford GPA Amphibious Jeep*



M18 Hellcat Tank Destroyer



Brent Mullins' M24 Chaffee Tank



Brent Mullins' Ford M8 Armored Car



"Sgt. Schultz, where is my driver?"

(left) Brent Mullins' M5A1 Stuart Light Tank



Infantry forms a skirmish line



Brent Mullins SdKfz 251 German Halftrack



Tanks gather after the battle



Hellcat Tank Destroyer & Sherman Tank break through the "Dragon's Teeth" obstacles



(above) Fred Kager's M4A3E8 Sherman Tank with 76mm Cannon

(below) Brent Mullins' M18 Hellcat Tank Destroyer





Chad Sloan and his Motorcycle



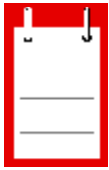
M4A3E8 Sherman Tank crosses Brent Mullins' WWII Bailey Bridge



(left) Infantry on the march



Spectators look over the armor



Bulletin Board



New MVPA Chapter

Congratulations are in order to the **East Texas Piney Woods Motor Pool** for the creation of a new MVPA Chapter. President Jerry Gardner says they are growing fast and have an impressive selection of vehicles. To mention a few: CCKW, M3A1 Scout Car, M3 Half Track, British Ferret, M4 Artillery Tractor, M422 Mutt, assorted MB/GPW's, M38 Jeeps, M35A2, WC-51, WC-63, WC-56 Command Car, WLA motorcycle, M38A1 Jeeps, M715's, M725's, etc...

Congratulations!!!!!!!!!!

WANTED

I am in the market to buy or trade for an M100 or Bantam 1/4 ton jeep trailer. I am presently using an M416 trailer with my M38 and GPW jeeps. I need the proper trailer. I will buy out right or trade my M416 which is restored and in excellent running order. The trailer I am looking for does not have to be restored, but in fairly good shape.

Also, I am trying to find military backpacks, mussett bags, and such to decorate a couple MV's. Do you know of any place or anyone that might have some for sale?

Regards
Jerry Gardner, Tyler, TX
903 530 2172 cell 903 595 6222 home
Jgardner@gower.net

July 4th Parade in Arlington, TX

Arrowhead is officially invited and the Marshals are looking forward to a Historic Military Vehicle convoy being in the parade this year. Space is limited so you must pre-register as soon as possible. This will be a first registered - first come event. The Marshals will need the following information about your vehicle by May 15th if you plan on being in the parade: Year - Make - Model - and most important **LENGTH**. **IF I DON'T HAVE THAT INFORMATION BY MAY 15 I DO NOT THINK I CAN GET YOU IN THE PARADE.** They have also stipulated.. **NO REAL WORKING GUNS** in the parade. I know this limits some of the impressions, just remember this is not an Arrowhead rule, it is an Arlington Police Dept. rule. The Arlington 4th of July parade is known as one of the largest in Texas, if not all the United States. It is televised nationally and on the internet. They are expecting about 150 entries and thousands of spectators. It takes about 45 minutes to 1 hour from the time we would start our engines to when we would get back to the parking lot. They also said since we are a new applicant we would be near the end of the parade, meaning we would get there around 7, enter the route around 10:30 and be back by 11:30, loaded and out of there by noon.. a 5 hour deal from unload to load. Lunch afterward is still in the planning stages.

Have your vehicle off-loaded and in the South parking lot of UT - Arlington by 7:30 AM on the 4th. The city closes the streets down early to keep the parade route clear.

Jess Minton
Hm 817-457-2779
Wk 817-459-5590
Email pd.minton@sbcglobal.net

**May 15
deadline**

July 4th Parade in Granbury, TX

Arrowhead Chapter has been invited to participate in the Granbury 4th of July Parade. This is a large parade and very well attended. Participation is limited to the first 100 entries.

Please contact:

Kylee Peterson
Marketing & Events Director
Granbury Chamber of Commerce
www.granburychamber.com
817-573-1622

Send me your bulletin board information or questions. Will try to include any inquiries when space permits.

Linda

Ed Freeman Medal of Honor



By the time the Korean War broke out, Ed Freeman was a master sergeant in the Army Engineers, but he fought in Korea as an infantryman.

He took part in the bloody battle of Pork Chop Hill and was given a battlefield commission, which had the added advantage of making him eligible to fly, a dream of his since childhood. But flight school turned him down because of his height: At six foot four, he was “too tall” (a nickname that followed him throughout his military career). In 1955, however, the height limit was raised, and Freeman was able to enroll.

He began flying fixed-wing aircraft, then switched to helicopters. By 1965, when he was sent to Vietnam, he had thousands of hours’ flying time in choppers. He was assigned to the 1st Cavalry Division (Airmobile), second in command of a sixteen-helicopter unit responsible for carrying infantrymen into battle. On November 14, 1965, Freeman’s helicopters carried a battalion into the Ia Drang Valley for what became the first major confrontation between large forces of the American and North Vietnamese armies.

Back at base, Freeman and the other pilots received word

that the GIs they had dropped off were taking heavy casualties and running low on supplies. In fact, the fighting was so fierce that medevac helicopters refused to pick up the wounded. When the commander of the helicopter unit asked for volunteers to fly into the battle zone, Freeman alone stepped forward. He was joined by his commander, and the two of them began several hours of flights into the contested area. Because their small emergency-landing zone was just one hundred yards away from the heaviest fighting, their unarmed and lightly armored helicopters took several hits. In all, Freeman carried out fourteen separate rescue missions, bringing in water and ammunition to the besieged soldiers and taking back dozens of wounded, some of whom wouldn’t have survived if they hadn’t been evacuated.

Freeman left Vietnam in 1966 and retired from the Army the following year. He flew helicopters another twenty years for the Department of the Interior, herding wild horses, fighting fires, and performing animal censuses. Then he retired altogether.

In the aftermath of the Ia Drang battle, his commanding officer, wanting to recognize Freeman’s valor, proposed him for the Medal of Honor. But the two-year statute of limitations on these kinds of recommendations had passed, and no action was taken. Congress did away with that statute in 1995, and Freeman was finally awarded the medal by President George W. Bush on July 16, 2001.

Freeman was back at the White House a few months later for the premiere of *We Were Soldiers*, a 2002 feature film that depicted his role in the Ia Drang battle. As he was filing out of the small White House theater, the president approached him, saluted, and shook his hand. “Good job, Too Tall,” he said.

Freeman died on August 20, 2008 due to complications from Parkinson’s disease. He was buried in the Idaho State Veterans Cemetery in Boise.



The Beer Spitfire

No, those are not drop tanks, they are beer kegs! This clever chap flew what had to be a very close contender for best fighter aircraft of WWII.

His unit was stationed in France shortly after D-Day. He had some reason to return to England, then returned to France with some unofficial "ordnance" under the wings of his Spitfire. When he came down from altitude, his "cargo" was chilled to just the right temperature for a hot June afternoon.

Needless to say, his aircraft received some of the best servicing work from grateful ground crews.

Source: 1941 Historical Aircraft Group Museum - internet



Letourneau University Car Show Longview TX



Jerry Gardner

On February 28 and March 1, Jerry Gardner and Kent Chipman (both members of MVPA) were invited to attend the Letourneau University Car Show in Longview TX. They set up for the Saturday and Sunday show with their military vehicles and were a big hit amongst the visitors to the car show.

The public is used to seeing fancy custom and antique cars and trucks but surprised and pleased to see the military vehicles. Jerry Gardner displayed his 1951 M38 Willys Jeep and Kent Chipman displayed his 1942 WLA Harley Davidson Motorcycle. Also set up was a restored Clark aircraft tug that was delivered to the Cherry Point Marine Corp Air Field in 1943. The person who restored the vehicle was unknown. Kent Chipman won a trophy for his display of his vehicle.

Regards,
Jerry Gardner



Arlington Veterans Park



Jesse Minton

Veteran's Day, 2008 I decided to participate in a smaller local event. I love the Fort Worth Veteran's Day parade but felt a little home town pride in this event. I moved to Arlington in 1995 and wondered why it's Veteran's Park, a large city park located at Arkansas Lane and Park Springs Blvd. was called Veteran's Park. It was a



nice park, but there was not one thing mentioning Arlington

Vets or anything like it. It has one of the best frisbee golf courses around and a nice natural Xeriscape landscaping area, but had no mention of veterans. A gentlemen who lived in Arlington long before I did had the same question years ago and actually did something about it.

James W. Persons, a retired lieutenant colonel in the U.S. Marine Corps, was a past president of the Greater Southwest Rotary Club. He was known most recently as the past



president of the Arlington Veterans Park Memorial Foundation, which he initiated with the help of the Rotary Club of Arlington in 2004. The project started with just three flagpoles and a walking path with bricks including names and military organizations. I purchased one for my Uncle Gene who died while serving as a tail gunner on a B-17 with the 8th AF. Persons' vision included a statute which was dedicated on 11/11/08. The park will later include columns, circular seating, fountains, pond development, a colonnade and additional landscaping. I took the '42 GPW and dressed in similar equipment as was displayed on the statue. Many Vets were there and a speech was given by Medal of Honor recipient Col. James Stone. Col. Stone received the medal for keeping his platoon together and



holding out against a much larger Chinese force on Nov. 21, 1951 in Korea. Col. Stone was captured by the Chinese and spent the next two years as a P.O.W. The statue is of a WWII soldier standing next to an M-1 stuck in the ground with a helmet on the butt of the stock. The park now actually represents its name quite well. I will keep you updated on its progress. Unfortunately, I recently learned of Lt. Col. Persons passing just after the dedication of the statue. He passed away on Jan. 4th, 2009.

Jesse Minton



Future Memorial Park

The memorial, in the city's Arlington Memorial Veterans Park, will be a place where people may reflect on the contributions of these so honored and recognize those who made the supreme sacrifice in combat.



The Veterans Park Memorial in Veteran's Park on West Arkansas Lane is a tribute to our veterans, their wives and families; especially those who have given their lives for our country. The citizens of the cities of Dalworthington Gardens, Pantego, and Arlington will be the only participants in this memorial.

Great Southwest Rotary established the Arlington Veterans Park Foundation to facilitate the development of the memorial.

A joint outreach of Rotary and the community, the memorial will be fully accessible and scaled both to allow for individual meditation and to be a gathering space for special events.

The memorial will express a profound gratitude and respect for all veterans who served protecting our freedoms.

Source: City of Arlington

**This is really
not his day!!**



Notice the Alligators around the pond.

Collings Foundation Aircraft



by Jerry Gardner

On the weekend of March 27, 28 and 29 the East Texas Piney Woods Motor Pool (ETPWMP) Chapter of MVPA staged it's first display at the Tyler Pounds Field Airport while the Historic Aviation Memorial Museum hosted the Collings Foundation Aircraft; B-17, B-24, P-51 and UH-1 Huey helicopter. The ETPWMP is a newly formed chapter that includes MVPA members from all over East Texas. Many of our members are also members of other chapters, such as Arrowhead, Arkansas Travelers, Lone Star and Red River.

We had a total of 12 vehicles on static display and drew excellent crowds. We were so popular and so well excepted that we have been invited back for a large air show that will be held over the 4th of July.

We had the following vehicles on display:

1951 M38 Willys Jeep - **Jerry Gardner**
 1943 MB Willys Jeep - **Jack Gowen**
 1942 and 1943 GPW Ford Jeeps - **Rick Ellison & Robert Nelson**
 M715 Kaiser Truck - **Jim Austin**
 M725 Kaiser Ambulance - **Jim Austin**
 M3A1 White Scout Car - **Mike Gamble**
 M3 International Half Track - **Walker Weathers**
 WC-56 Dodge Command Car - **Mike Gilbert**
 1958 British Ferret Scout Car - **Tommy Townsend**
 WLA Harley Davidson Motorcycle - **Kent Chipman**
 Euro "German Army" Replica
 Motorcycle - **Wylie Smith**

Regards,
Jerry Gardner



Since 1989, a major focus of the Collings Foundation has been the Veterans' "Wings of Freedom Tour." This tour showcases a fully restored WWII Consolidated B-24J Liberator, originally named "All American" in tribute to a B-24J that flew in the European Theater. In 1999, it was re-painted as "Dragon and His Tail" to honor our Pacific Theater veterans. The tour also features the Boeing B-17G Flying Fortress "Nine-O-Nine", the companion of the B-24 in thousands of wartime, bombing, and reconnaissance missions. The "Wings of Freedom Tour" has two goals: to honor our veterans--letting them know they have not been forgotten; and to educate the visitors, especially younger Americans, about the planes and World War II.





Kent Chipman's 1942 Harley Davidson WLA Motorcycle



Tommy Townsend '58 British Ferret Scout Car

(right)

Walker Weathers M3 International Half-track



(below)

Mike Gilbert's Command Car, Rick Ellison's Jeep, Robert Nelson's Jeep, Jerry Gardner's Jeep, Tommy Townsend' Ferret, and Jack Gowen's Jeep.



Camp Mabry American Heroes Celebration

by Chief Master Sgt. Gonda Moncada,
JFTX-PAO Texas National Guard

Camp Mabry, Austin, Texas (21 April, 2009) – Lightning, rain and wind threatened to spoil the 2009 American Heroes Celebration Saturday and Sunday, but the clouds started clearing during the flag ceremony and by mid afternoon on Saturday the celebration was in full force with thousands of visitors

During the opening ceremony, and after a moment of silence, the clanging of a bell echoed across the parade field. Each clap signified a father, mother, son or daughter lost, be that in battle in a foreign land or saving somebody from a burning home or crime in Texas, but mostly it was a day of celebrating freedom. Children were treated to horseback rides, bounce houses, K-9 demonstrations, face painting and other fun activities, while the history buffs enjoyed WWII and Vietnam reenactments. Starflight, DPS and military helicopters were open to the public and kids and kids at-heart had their photo taken inside the cockpit.

Sunday, Lt. Gen. Charles G. Rodriguez transferred command to the 50th Adjutant General Texas, Maj. Gen. Jose S. Mayorga and later that day a group of brand-spanking new lieutenants took the stage when one by one they received their first salute.



Numerous Armored vehicles are on display at Camp Mabry



German medics, Bo Boring & Barry Sandlin



Camp Mabry's M4 Sherman Tank



Gary Haas relaxes in his '42 Dodge WC-52 Weapons Carrier



French Reenactors Camp



German "Hetzer" Tank Destroyer



German BMW Motorcycle





German Sentry



German Medic in action



Germans atop a "Hetzer" Tank Destroyer



Barry Sandlin



(above)

M4 Sherman tank & Halftrack support Allied Infantry



(left)

Gary Haas & gunner in a '42 Dodge WC-52 Weapons Carrier





Allied troops advance through obstacles



hand-to-hand combat



American medic gives aid to wounded



Allied troops on the attack





Bob Norment poses beside a replica French "warning" sign



Linda Haas and Roger "Doc" Dean



Rudy Krisch III and his German Kubelwagen



Gary Haas on his '42 Harley-Davidson WLA Motorcycle



Jeff Hunt speaks to the spectators



American troops of G Co., 36th Division



German troops assemble after the battle



The WWII Battle reenactment depicted the breakthrough of the Siegfried Line in March 1945 and involved many groups and individual reenactors. Some of the participants are pictured on this page but many are not.

The show was excellent with pyrotechnics and choreography of hand-to-hand combat as well as the skills of the reenactors and vehicle owners in creating a realistic scenario. Many thanks to all who participated.

Jeep Update 25 FEB 2009



by *Tom Essary*

"Toby" (1943 Ford GPW 100709) has been 1877 miles since the restoration last JAN-JUN. There is plenty left to keep me busy, but it is getting easier ... in a manner of speaking. The most recent addition is the Browning Light Machine Gun – M1919A1 Cal .30. It looks great on the jeep and the pedestal mount and cradle/pintle I made myself. The parts kit for the BMG was easy enough to fit together and I used bolts to hold it for the time being. Later I will have to add rivets to make it worthy of the stress from firing.



Tom Essary (driver) with family and passenger

On Saturday 20 FEB 2009 I participated in the Texas Military Historic Society (TMHS) Living History Event (LHE) at Ft. Richardson` State Park near Jacksboro, TX

(75 NW of Fort Worth, TX). I drove about 19 miles all over the park. I was able to give lots of reenactors a ride to and from where we were going and hauled a bunch of stuff. I was able to give several veterans and several guest families rides too. I had the privilege of driving Mrs. Grace Clay around for about 30 minutes. Her late husband, former Private Joseph Clay was a member of the "Lost Battalion" or World War II, 131st Field Artillery 2nd Battalion, Mobilized at Fort Richardson, Jacksboro, Texas, 25 Nov 1940, Captured by the Japanese Forces 8 Mar 1942, Liberated 15 Aug 1945. We commemorated the "Lost Battalion" that morning with a ceremony and the North Texas Honor Guard placed a wreath at the Fort's Hospital.

Here is a group of riders that I drove around for a tour of the parade field. The BMG looks good, right? Note the excellent battle look of the mud that I refuse to wash off. The windshield cover and OD bags of "stuff" add to the overall readiness look.

I have a new canvas summer top and new top bows on hand. That is a near future project. I will be getting the rest of the doodads to mount the top bows at the Open House at Brent Mullins and the Museum of the American GI in March.

Until then, I am replacing the front springs, replacing the bearing in the front right steering knuckle and adding a Rough Country steering stabilizer. I get a few little projects completed along with all the rest ... the work is ongoing, but the list is actually getting shorter. Actually as I complete a list, I can move on to stuff that was on hold and the list grows a bit ... I am very happy with all that I have done and cannot describe how happy we are to drive this ole war horse.

The family is going to "Red Ballin' Through the Ozarks" near Fayetteville, AR in April and a 100 mile convoy SW of Fort Worth, TX in May. Also some parades and camping/4 wheeling. Lots to do.

Several articles about "Toby" have appeared in the MVPAs *Supply Line*, Arrowhead MVPAs *Pintlehook* and the Arkansas "Travelers" MVPA newsletter.

Press on Regardless,
Tom Essary MPVA #31350
– tom@ad5zo.com – ad5zo.



New Acquisition



My newest project is a '44 GPW Jeep acquired for \$500 from Durant Metal Salvage. Note the front bumper is a section of narrow gauge rail from a rock quarry or coal mine. This may take a while!

Congratulations Gary!!!



Changing the Lens in a Jeep Reflector

By Tom Essary (MVPA #31350) *(This may apply to other vehicles' reflectors)*

In a nut shell we will hammer the old assembly apart, clean, paint, use a new reflector lens, and reassemble.



Reflector before!



Before – worse.



After!



***A Wal Mart display
Part number V472R***

Choose a 3" reflector of the appropriate color. There are some reflectors with a sticky back; these will be easy to use. These can be purchased from Wal Mart and most auto parts or trailer/hitch stores for only about \$2 each. If you can only get reflectors that are in a light weight aluminum case, cut or pry the case from the lens. Be careful not to break the lens.



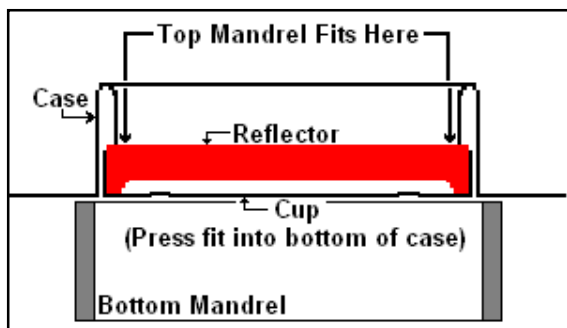
New reflector removed



L- Bottom Mandrel, R-Top Mandrel

Choose a pipe/fitting or other cylindrical object (veggie can) that will fit inside the front opening (2 15/16" OD, 2 1/2") against the lens (top mandrel). Choose another that will fit on the outside of the "cup" (3 11/16" OD, 3 1/8" ID) on the back of the case (bottom mandrel) this will support the case up while the cup is driven out.

Place the bottom mandrel on a hard surface (anvil face) and place the reflector back side down against the support and ensure that the "cup" will fall into the mandrel when it is hammered out. Place the top mandrel over the lens and using light blows, hammer the old lens and cup out. Clean the two steel pieces, prime, paint and insert a new lens and hammer the cup back in place.



(left) Reflector assembly cutaway

Tom Essary lives in Arlington, TX and is in Arrowhead MVPA, Arkansas Travelers and MVPA #31350. He and his wife spent 5 months reviving 1943 GPW-I00709. See ad5zo.com for more info about the jeep restoration etc. Tom spent about 8 years in the US Navy as an ET3 and LTjg. He served as the Damage Control Assistant (DCA) on the USS Luce DDG-38 in '85 and '86." Tom can be reached at tom@ad5zo.com.*

Camp Mabry “American Heroes Celebration” Vietnam Reenactment

by Spc. Jennifer Atkinson

While a wide grassy field and a cedar tree “jungle” may be far from the humid jungles of Vietnam, for many visitors to the American Heroes Celebration here April 19, the reenacted ambush was a glimpse into the pages of history, both personal experience and a war some have only read about.

Because of the treatment they received when coming home, “a lot of the veterans retreated with indifference, and sometimes, hostility,” said Jeff Hunt, Director of the Texas Military Forces Museum on Camp Mabry and member of G Company Living History Detachment. These Soldiers’ “service and sacrifice was equal to any other veteran in any other war,” said Hunt, but Vietnam was the first war Americans really got to see happen in



Jeff Hunt addresses the spectators



American Troops in Willys M38A1 Jeep



M38A1 Jeep and M114 Armored Personnel Carrier



Viet Cong ambush Americans

front of them.” “They sat down to dinner...and it was right there.” Because of the amount of media coverage, he said, “history can be skewed.”

“Vietnam gets referred to a lot,” said Hunt, and it is important to educate people about the causes and effects of the war. Ignoring what happened there isn’t the answer, he said, because “if we ignore it, lessons aren’t learned and we [as a society] tend to repeat mistakes.”

Source: 100th Mobile Public Affairs Detachment

The highlight of the event was to be a Vietnam era Huey UH -1, also known as “slick” to be used in the battle reenactment from the Vietnam War. Unfortunately, the weather kept the Huey grounded in Houston. The reception by the spectators for this reenactment was overwhelming and Jeff Hunt indicated that hopes are to continue to include these show battles in next years event. Hopefully, with the air cover.

Many thanks to the Texas Military Museum for excellent show battles and to all the reenactors that participated.



American troops drag a wounded trooper to safety



Viet Cong soldiers wait to ambush Americans as F-4 Phantom makes a really low pass in background (ha ha!)



THE BATTLE FOR THE WESTERN WALL

May 15-16, 2009

BELLMMEAD

At I-35 &
Loop 340 -
just east of
Waco, TX

Bellmead, TX

Sponsored by the City of Bellmead, TX
for information and registration visit web site at www.bellmead.com

EXPERIENCE the military might of Allied and Axis forces as they come head to head, muzzle to muzzle and man to man in a dramatic encounter of ground and armored forces in this recreation of an historic military conflict. Infantry and Allied armor of halftracks, tanks and armored cars will clash with German infantry, armor and artillery.

Audiences will behold the brute power of mechanized warfare engaging ground targets and yielding spectacular pyro and Hollywood-style explosive effects. Simulated artillery strikes will pound the field of battle sending plumes of fire and earth skyward.

The public will see Allied and German encampments with rare exhibits of weapons, field gear and military vehicles.

So join us on the weekend of May 15-16, 2009 at Bellmead, TX as Allied and Axis forces face off in this historic military reenactment!



Friday evening **USO Show & Dinner**

Tanks & Armored Vehicles...

Pyrotechnics!

Night battle on Saturday!

**Jeeps, weapons
& more...**

**The largest military rally & WWII
living history exhibit in the south!**

Event organized by...



For more information, contact the City of Bellmead at 254-799-2436 (www.bellmead.com) or
Scooter Radcliffe - Event Promoter or 6th Cav Event Coordinator Shawn Gaurley at 713-557-3223



FOR SALE

M38A1 Jeep missing the motor, tranny and windshield. With some "horse trading" it could be had for as low as \$200 - \$250.

Durant Metal Salvage
2392 Sawmill Rd
Durant, OK 74701
(580) 924-8310
Talk to Robert Shield

FOR SALE

I have a WW2 Original IKE Jacket, Wool for sale, its a 36R 25 dollars gets it, it has a few minor moth holes on it, PERFECT for using in Battle. Pass the Word please, ALSO I am Selling my MG42 Dummy gun, mostly with M53 Yugo Parts. No Bipod \$950
Dale Lewis hetzer121@uwmil.com
817-443-9818



I have a 1942 Ford GPW Jeep For Sale for \$4,500 if anyone is looking for one. John Colwell. jepcolwell@aol.com

Put your ad on this page if you have something to sell or if you need that special part!!



A few years ago I bought a VW Thing from a man that worked at Bell Helicopter in Ft. Worth. It was a basket case except for the engine which he rebuilt and it is in perfect condition. I rebuilt the car in many months and fixed it up like German Kubelwagen of WWII (German Jeep). It is in perfect running order and very low mileage. Painted in Panzer Grey with new top and side curtains, new tires, front end, seats, and everything, too much to list. Nothing is wrong with this car. I keep it in my airplane hangar, concrete and steel, well protected.

It would be great for the German re-enactors. Since I am now restoring American Jeeps, I do not need this anymore. It is licensed antique. I will send you one picture and if they want to see more and or see it in person, have them give me a call 903 530 2172. Selling Price: \$7,500 obo.Jerry Gardner



FOR SALE

Excellent condition 1942 dated Willys jeep. Starts, charges, drives very well. Has a summer Beachwood canvas top, all top bows, new seat cushions, pioneer tools, rear seat, etc. Its actually one of the rebuilt hotchkiss/WW2 models imported years ago, and it carries a 42 dated TEXAS tile with it. Included would be a pedestal, side step MG mount complete with yoke and pins, as well as a dummy 30 cal. Brown-ing MG. Price for this turn key, ready to drive and enjoy jeep is only \$10,500.

More information contact Dave Austin. 214-762-1356
Wc57doggieboy@yahoo.com



GRANDPA'S FOOTLOCKER

Gary Park

903-870-0002

Military Collectibles & Vehicle Parts

903-893-4957 FAX
903-815-7980 Cell

308 E. Houston Street
Sherman, TX 75090

e-mail: gpark@cableone.net



In the Terlingua Ghost Town
(915) 371-3061

HC 70 Box 208
Terlingua, Texas 73852

MANNING'S ARMY SURPLUS

Buy-Sell-Trade

P.O. BOX 348

SHERIDAN, TX 77475

PHONE 713-253-3102

Carlos Manning

FAX 979-234-3468

carloscookey@juno.com



ALL ERA MILITARIA

Living history supplies
for reenactors

Dave DeMorrow
alleramilitaria.com
254 535 5490



M S
O U
D R
E P
R L
N U
S

WWI WWII KOREA VIETNAM DESERT STORM OIF

VINTAGE MILITARY TRUCKS

WWII & M Series Dodges - GPW, Willys & Kaiser Jeeps - Kaiser & AM General 600's



JOHN P. COLWELL
Collector - Buy, Sell or Trade
MVPA # 9684



1923 935 4800 Day
(160) 337 4335 Cell
www.vintagevillagemilitarytrucks.com
www.m381jeep.com or www.m715jeep.com

14255 HULSE
P.O. Box 302
Waco, TX 76787
(214) 866-6621 or (214) 866-6622



WALLACE W. WADE
SPECIALTY TIRES

530 Regal Row
Dallas, Texas 75247
(214) 688-0091
Fax (214) 634-8465
1-800-666-TYRE
www.wallacewade.com
wallacewade@earthlink.net

MILITARY TIRE
SPECIALISTS



WALLACE W. WADE
MVPA #8395

SPECIALTY TIRE DISTRIBUTOR
"IF WE DON'T HAVE IT — WE'LL GET IT"

Brent Mullins Jeep Parts



Specializing in parts for
MB, GPW, M38 and M38A1
Brent Mullins Jeep Parts
P.O. Box 9599

College Station, Texas 77842
Phone: 979-690-0203 FAX: 979-690-0536
www.mullinsjeepparts.com

Join the Military Vehicle Preservation Association



☛ To receive 6 *Supply Line* and 4 *Army Motors* ~ Yes! 10 magazines per year!

☛ To pre-register and save \$\$\$ plus access to **ALL** events at the largest mobile MV swap meet & vehicle display in the U.S., our annual convention!

☛ To help fight Demil legislation and keep our hobby out of jeopardy when members of Congress want to stop surplus sales!

☛ To have the option to earn MVPA Expert Driver Medals, Correspondent & Photographer patches, Recruitment Gifts and more!

For Membership Information:
mvpa.org ☛ 800.365.5798

hq@mvpa.org * Fax: 816.833.5115

Dues: \$35.00 2nd Class Mail
\$55.00 1st Class mail

*Visa, MasterCard, Discover,
Check or Money Order accepted*

Mark your calendars

2009



May 15-16- WWII event at Bellmead, Texas The show battle will occur on May 16 only. This will be our last battle at this location at Bellmead.
<http://www.bellmead.com/>

May 16 - Armed Forces Day Open House at Gilmer, Texas. Vehicle display at Fox Stephens Field with military flyover and warbird walk-around.
For directions. <http://www.flightofthephoenix.org/>

July 4 - Arlington 4th of July Parade is a **mandatory registration** for participation. May 15th is deadline for registration.
Contact Jess Minton pd.minton@sbcglobal.net

July 4 - Granbury 4th of July Parade.... Contact Kylee Peterson
Deadline is June 1, or first 100 entries. 817-573-1622
Parade hosted by the Chamber of Commerce, Granbury, TX
kylee@granburychamber.com

August 5-9 - Indiana MVPA Chapter hosts the MVPA National Convention in Evansville, IN at the Vanderburgh 4-H Fairgrounds
More info <http://www.mvpa.org/> and for [pdf registration](#)

September 12 - "Homes for Troops" benefit to be held at Beaumont Ranch in Grandview, TX. Volunteers are requested in period clothing.
Organization is www.homesforourtroops.org The contact person for this event is Frank at ATCMUSA@aol.com

September 18-20 - Fort Worth Militaria Show at Amon Carter Exhibits Hall Fort Worth, Texas Details as they develop
www.FtWorthMilitariaShow.com

October 9 - "Big Band Dance" annual event at the Vintage Flying Museum
<http://www.vintageflyingmuseum.org/events.htm>

November 6-7 - "Waxahachie WWII Weekend"..... Waxahachie, Texas holds their annual Veterans Memorial Ceremony on Saturday with a public showbattle in the afternoon. Details later.

November 11 - Fort Worth Veterans Day Parade - tentative

Send me your upcoming events

Calendar of Events



(above) Rudy Krisch in his Kubelwagen at the Open House 2009 Event at College Station, Texas. See story on page 3.....

(below) GI's in a foxhole at Camp Mabry. See story on page 20.....



**Gary & Linda Haas
309 S. W. Dian
Burleson, Texas 76028**

